

Fragrance Allergens

Column: **MEGA-1701 FAST - 0.10mm, 0.10µm, 5m**

Catalog Code: F-1701-010-010-5

Conditions:

Injection: Split 230°C, 0.5µL, 1:300 Split Ratio.

Sample Dilution: 1% in Cyclohexane.

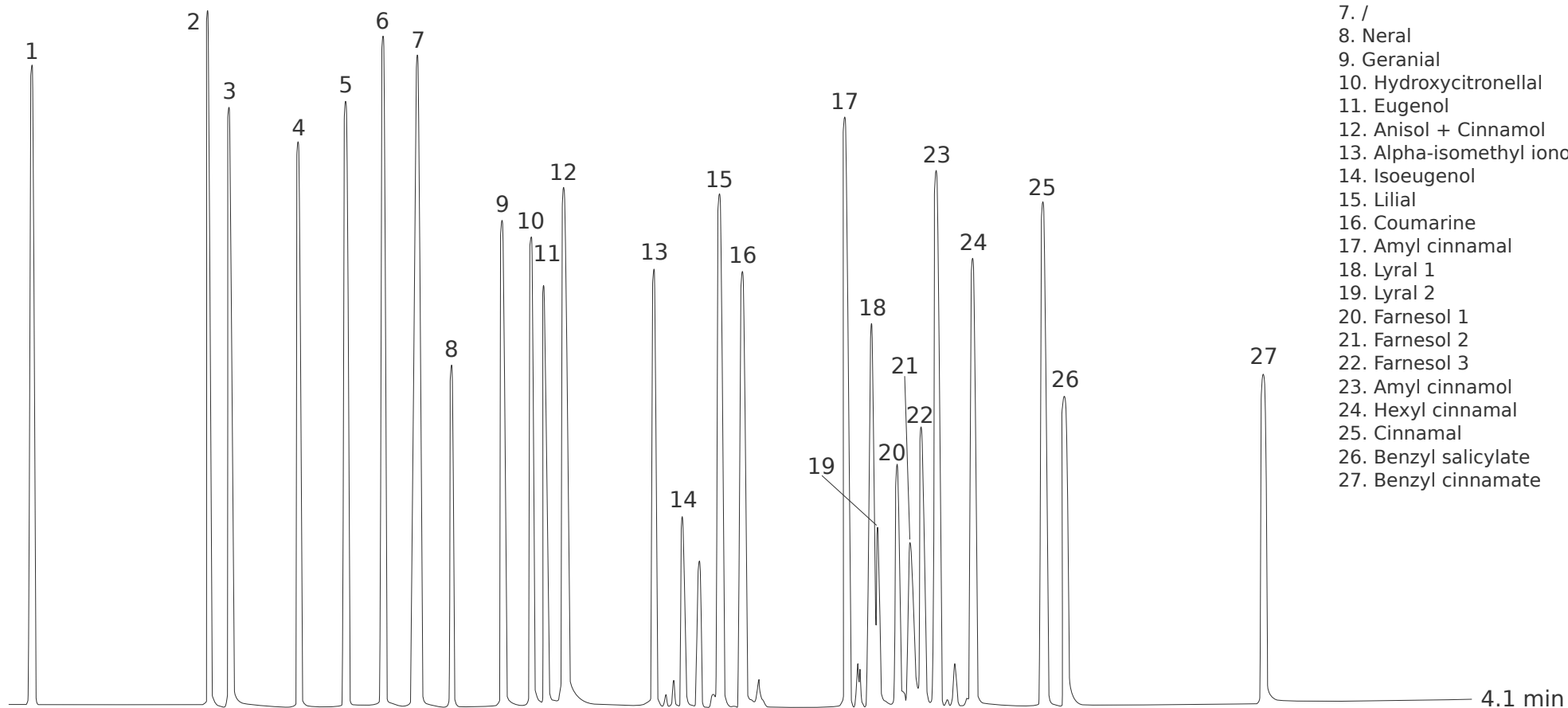
Detector: FID 250°C.

Oven Temp.: 50°C (0.1min), 50°C/min, 250°C (5min).

Carrier Gas: Hydrogen, 0.5 mL/min.

Peaks:

1. Limonene
2. Linalool
3. Benzyl alcohol
4. Veratrol
5. Methyl 2-octanoate
6. Citronellol
7. /
8. Neral
9. Geranial
10. Hydroxycitronellal
11. Eugenol
12. Anisol + Cinnamol
13. Alpha-isomethyl ionone
14. Isoeugenol
15. Lilial
16. Coumarine
17. Amyl cinnamal
18. Lyral 1
19. Lyral 2
20. Farnesol 1
21. Farnesol 2
22. Farnesol 3
23. Amyl cinnamol
24. Hexyl cinnamal
25. Cinnamal
26. Benzyl salicylate
27. Benzyl cinnamate



Acknowledgement: Prof. C.Bicchi, C.Brunelli et al. - Università di Torino, Dipartimento di Scienza e Tecnologia del Farmaco, Via Pietro Giuria, 9 - Torino - Italy.



Fragrance Allergens

Column: **MEGA-SE54 FAST - 0.10mm, 0.10µm, 5m**

Catalog Code: F-SE54-010-010-5

Conditions:

Injection: Split 230°C, 0.5µL, 1:300 Split Ratio.

Sample Dilution: 1% in Cyclohexane.

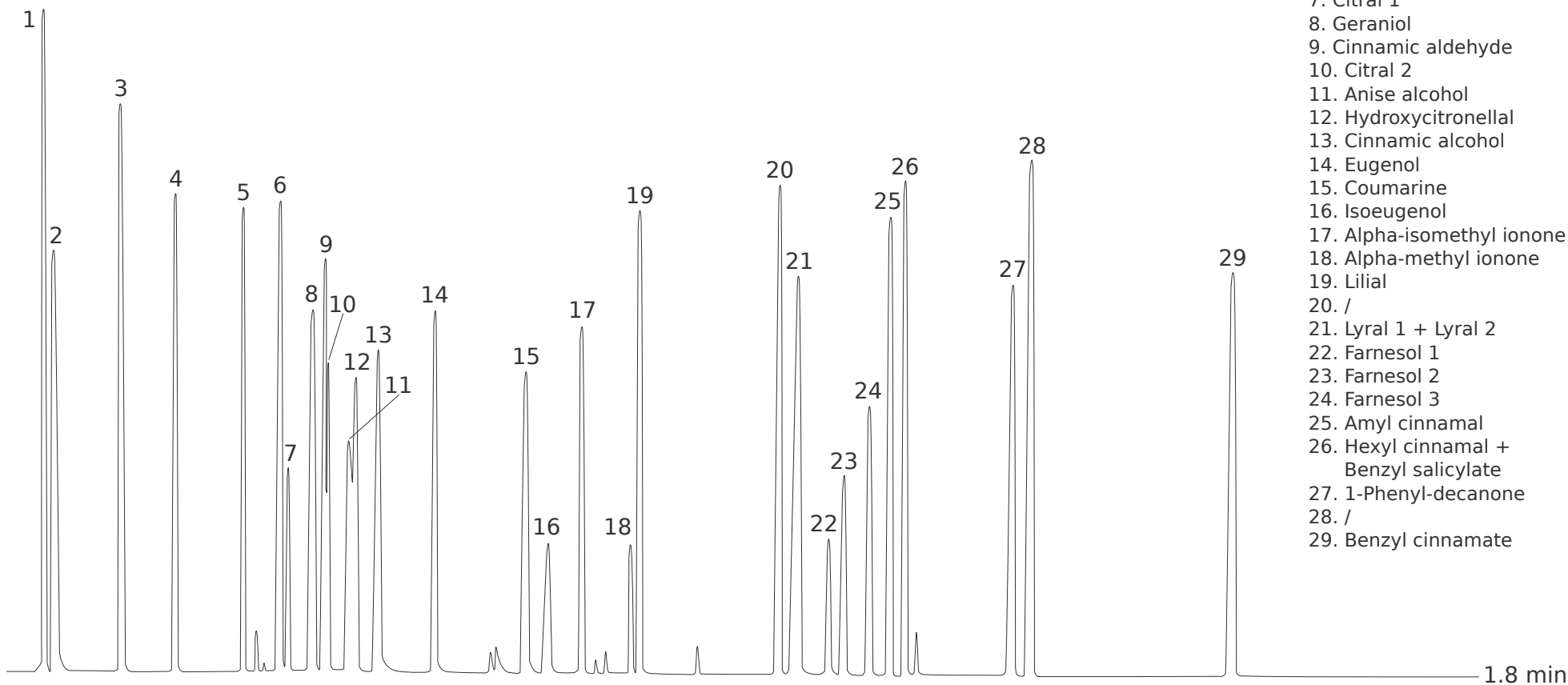
Detector: FID 250°C.

Oven Temp.: 50°C (0.1min), 50°C/min, 250°C (5min).

Carrier Gas: Hydrogen, 0.5 mL/min.

Peaks:

1. Benzyl alcohol
2. Limonene
3. Linalool
4. Veratrol
5. Methyl 2-octanoate
6. Citronellol
7. Citral 1
8. Geraniol
9. Cinnamic aldehyde
10. Citral 2
11. Anise alcohol
12. Hydroxycitronellal
13. Cinnamic alcohol
14. Eugenol
15. Coumarine
16. Isoeugenol
17. Alpha-isomethyl ionone
18. Alpha-methyl ionone
19. Lilial
20. /
21. Lyral 1 + Lyral 2
22. Farnesol 1
23. Farnesol 2
24. Farnesol 3
25. Amyl cinnamal
26. Hexyl cinnamal + Benzyl salicylate
27. 1-Phenyl-decanone
28. /
29. Benzyl cinnamate



Acknowledgement: Prof. C.Bicchi, C.Brunelli et al. - Università di Torino, Dipartimento di Scienza e Tecnologia del Farmaco, Via Pietro Giuria, 9 - Torino - Italy.



Fragrance Allergens

Column: **MEGA-WAX FAST - 0.10mm, 0.10µm, 5m**

Catalog Code: F-WAX-010-010-5

Conditions:

Injection: Split 230°C, 0.5µL, 1:300 Split Ratio.

Sample Dilution: 1% in Cyclohexane.

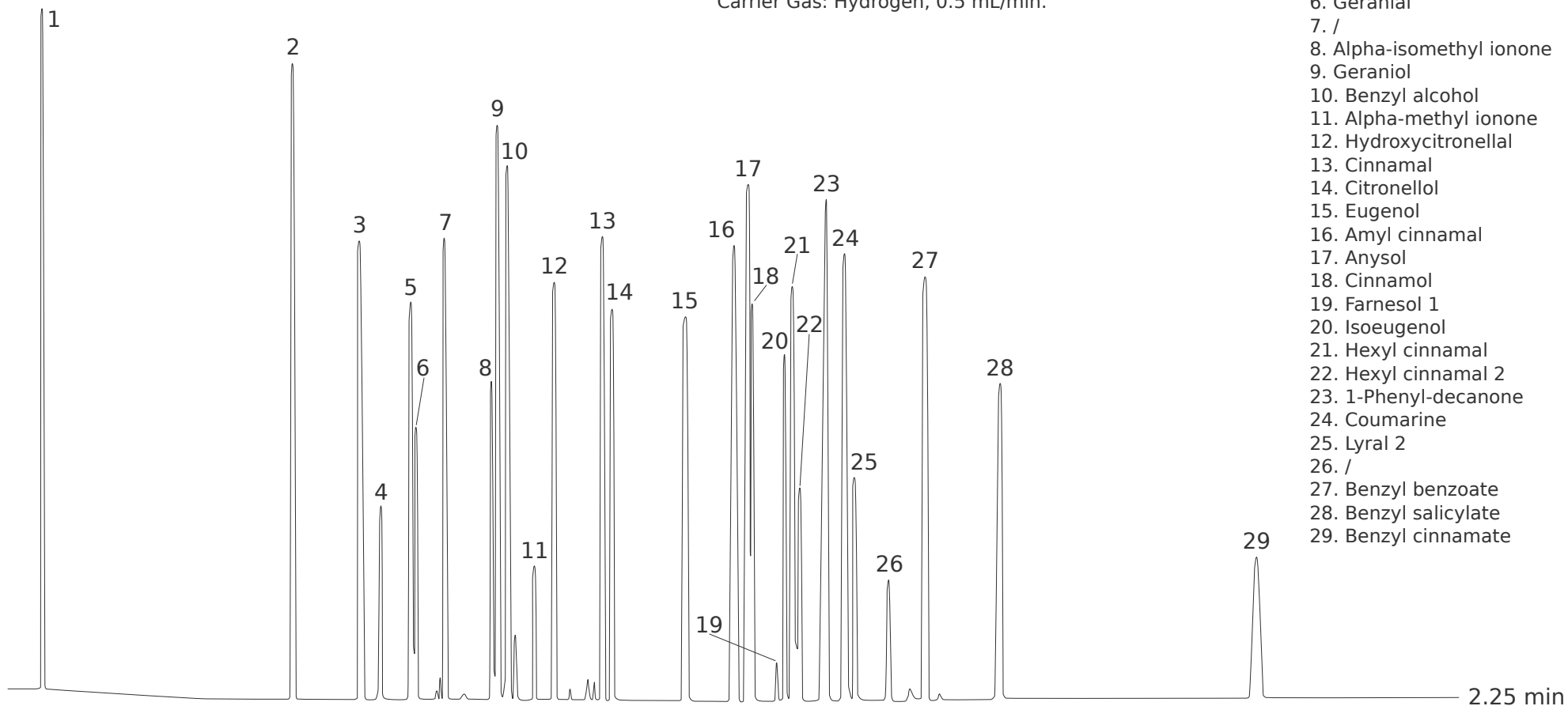
Detector: FID 250°C.

Oven Temp.: 50°C (0.1min), 50°C/min, 230°C (2min).

Carrier Gas: Hydrogen, 0.5 mL/min.

Peaks:

1. Limonene
2. Linalool
3. Methyl 2-octanoate
4. Neral
5. Veratrol
6. Geranial
7. /
8. Alpha-isomethyl ionone
9. Geraniol
10. Benzyl alcohol
11. Alpha-methyl ionone
12. Hydroxycitronellal
13. Cinnamal
14. Citronellol
15. Eugenol
16. Amyl cinnamal
17. Anysol
18. Cinnamol
19. Farnesol 1
20. Isoeugenol
21. Hexyl cinnamal
22. Hexyl cinnamal 2
23. 1-Phenyl-decanone
24. Coumarine
25. Lyral 2
26. /
27. Benzyl benzoate
28. Benzyl salicylate
29. Benzyl cinnamate



Acknowledgement: Prof. C.Bicchi, C.Brunelli et al. - Università di Torino, Dipartimento di Scienza e Tecnologia del Farmaco, Via Pietro Giuria, 9 - Torino - Italy.

